

SL-95 SPECIFICATION

MICROSCOPE	Type	Binocular, Galilean-Type
	Magnification Changing Method	5 Step Drum Rotation
	Eyepieces	x12.5 High-Eyepoint
	Filter for Eyepieces	Yellow Filter
	Total Magnification	x6.5, x10, x16, x25, x40
	Field of View	φ37, φ23, φ14, φ9, φ5.9mm
	Pupillary Distance	50mm ~ 80mm
BASE	Diopter Adjustment Range	±7D
	Working Distance (Back & Forth)	100mm
	Working Distance (Left & Right)	100mm
	Working Distance (Up & Down)	30mm
CHIN REST	Vertical Working Distance	70mm
	Fixation Target	Tungsten
ILLUMINATION SYSTEM	Slit Width	0 ~ 15mm Continuous
	Slit Length	0.2, 1, 3, 5, 8, 15mm
	Light Source (Bulb)	6V 20W (Halogen)
	Filter	Cobalt, Heat Absorption, Green
POWER	Voltage	AC 100-120V, 220V, 240V
	Power Input	50VA
SIZE	Weight	20 ~ 22kg
	Size	480mm(W) x 410mm(D) x 670mm(H)

STANDARD ACCESSORIES

- Operation Manual
- Power Cable
- Dust Cover
- Chin-rest Paper
- Replacement Halogen Lamp
- Test Bar
- Breath Shield
- Spare Fuse
- Replacement Fixation Light Bulb
- Allen Key

SL-40 / 45 / 45DX SPECIFICATION

	SL-45DX / 45	SL-40	
MICROSCOPE	Type	Binocular, Galilean-Type	Binocular, Greenough-Type
	Magnification Changing Method	Drum Rotation 3 Step	Drum Rotation 2 Step
	Eyepieces	x13.5 High-Eyepoint (x18 available as an option)	x10 High-Eyepoint (x18 available as an option)
	Total Magnification	x10, x16, x25	x10, x16
	Field of View	φ20, φ13, φ8mm	φ17, φ10.5, φ6.5mm
	Pupillary Distance	43mm ~ 80mm	52mm ~ 81mm, 48mm ~ 77mm
	Diopter Adjustment Range	±5D	
BASE	Working Distance (Back & Forth)	72mm	
	Working Distance (Left & Right)	100mm	
	Working Distance (Up & Down)	30mm	
CHIN REST	Vertical Working Distance	70mm	
	Fixation Target	Tungsten	
ILLUMINATION SYSTEM	Slit Width	0 ~ 15mm Continuous	
	Slit Length	0.2, 1, 3, 5, 8, 15mm	
	Light Source (Bulb)	6V 20W (Halogen)	
	Filter	Cobalt, Heat Absorption, Green	
POWER	Voltage	AC 100-120V, 220V, 240V	
	Power Input	50VA	
SIZE	Weight	20 ~ 22kg	
	Size	480mm(W) x 410mm(D) x 670mm(H)	

OPTIONAL ACCESSORIES

- Pro-Pix (Foot Switch Included)*
 - Tonometer
 - CCD Camera*
 - Beam Splitter*
 - Back Light*
 - Measuring Eyepiece (x10)**
- * Can not be used for SL-40/45
 ** is same manufacturer as the enlisted Slit Lamps
 (None indication is other manufacturer's product)



Hi-Standard model to enforce our Slit Lamp line-ups

New Hi-Standard Series
SLIT LAMP
SL-95
 45DX / 45 / 40



Available in the UK through Grafton Optical
 sales@graftonoptical.com
 01923 233980

New Hi-Standard Series

Complete Slit Lamp line-ups to meet various needs and requirements.

SL-95


In pursuit to user's need of daily examination, SL-95 is a model that improved in optics and illumination system to meet various requirements.

This model is very user friendly and easy to use and also, the digital camera system is attachable for custom usage.

We proudly announce the "New Generation Hi-Standard Model".


Convergence Optics

12degree convergence optics for easy image fusion.
Newly designed optical alignment affording wider visibility in the eyepiece.



Built-In Yellow Filter

Internal yellow filter may be conveniently switched in/out quickly for fluorescein techniques.



Wide Field & High Eye point Eyepiece Design



With our newly created wide field optics, we have successfully increased the actual field of view. Wider fields of view as 37, 23, 14.6, 9.5 & 5.9 mm are achieved. With the new high-point eyepiece feature, eye exams are performed in a more natural, comfortable manner.

Foot Switch



Upon using the digital camera system, the foot switch will let you easily and quickly take pictures of the patient's eye during examination.

*Digital Camera System (Pro-Pix DC-200) is an option.



5 STEP MAGNIFICATION MODEL
(x6.5, x10, x16, x25, x40)

x 1.8UP

Illumination Improvement (Brightness Increase x 1.8)

Reviewed and redesigned the illumination pathway and increased the illumination using the same light bulb. (20W)

*Brightness comparison against our existing 20W model.

Expanded Slit Width & Height

A wider slit width & longer slit height capability are attractive features when combined with our new wide field optics.

Slit width : 0-15mm

Slit height : 0.2, 1, 3, 5, 8, 15 mm / 0.5 -15 mm

Diffuser


Standard adjustable diffuser for clear image capturing.



SL-45DX / 45

SL-45DX / 45 is the standard model that holds every basic function and is also capable to attach digital camera to suit the user's various examination.

*Digital camera can only be mounted to SL-45DX




3 STEP MAGNIFICATION MODEL
(x10, x16, x25)

x 1.8UP

2 STEP MAGNIFICATION MODEL
(x10, x16)

x 1.8UP



SL-40

SL-40 is the basic model that is specialized for every basic function and usability.

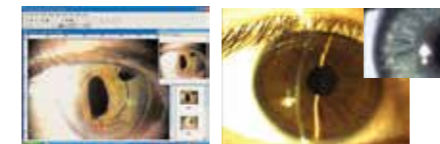
It is very easy to operate and also capable for quick, precise examination.

DIGITAL CAMERA SYSTEM

Digital Camera System "Pro-Pix DC-200" is available as an option for Model: SL-95 and SL-45DX.

Database Software - Standard with Pro-Pix

Software which can be installed into your PC for Photo and Video of patient examinations. Stored images may be edited.



Power Cable Not Required

Pro-Pix Camera is powered by the USB port of your PC, helps to reduce additional cable clutter.

Specs

Camera	1/2inch CMOS camera 1600 x 1200 pixel
Power source	USB 2.0 5V 4A

